




www.jlsjpipe.com



AFM 250 AFM315 AUTOMATIC BUTT FUSION MACHINE

NEW RECOMMENDATION !!!





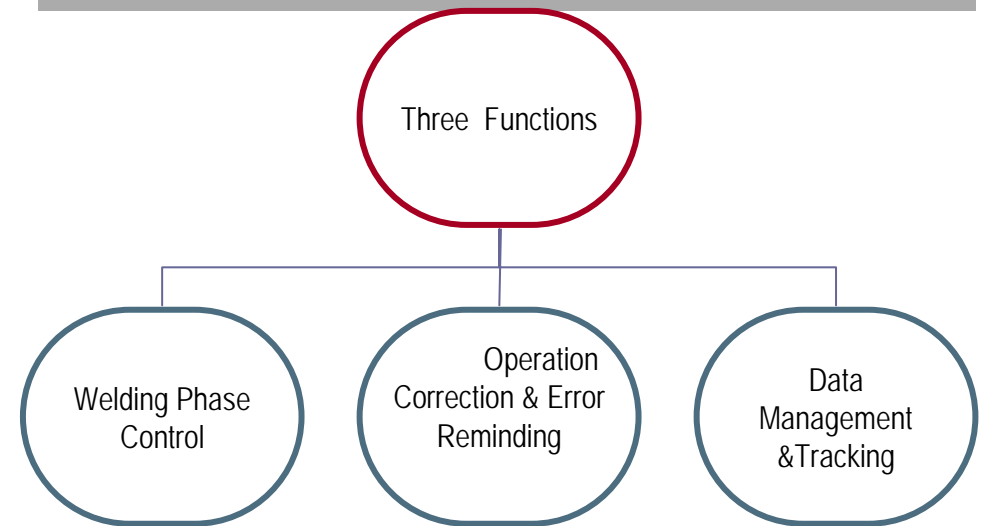
Automatic Butt Fusion Machine Definition

- The whole welding process is executed according to procedure which is programmed in the controlling center. The operator inputs specification of pipe and other related
- parameter, the machine will finish the whole welding process according to the order.
- Welding parameter includes: Welding Temperature, Pressure in different welding phase.
- Up to now, there is still no other way to check the quality of welding joint unless the operator destroys the joint.
- Thus, to guarantee the joint quality, the only way is to implement welding regulation strictly. Automatic butt fusion machine can reduce the influence resulted from the man-made factor to the maximum extent.

Welding phase control


- a: Automatically check whether the pipe is fixed well.
- b: Automatically start the milling and finished the milling.
- c: Automatically check the precise initial pressure.
- d: Automatically control the height of fusion loop.
- e: Automatically control the heat absorption time.
- f: Automatically control the heating plate take-out time.
- g: Automatically control the pressure increase process.
- o: Automatically control the cooling process.

There are 3 main functions of Automatic Butt Fusion Machine, Among them, Welding Phase Control is the core function:





www.jlsjpipe.com




TECHNICAL PARAMETER



Item	AFM-250	AFM-315
Pipe Range	Φ 250-Φ 90	Φ 315-Φ 110
Power Supply	1-phase 220V	1-phase 220V
Heater Power	1.8KW	2.2KW
Facer Power	1.1KW	1.1KW
Hydraulic Power	0.75W	0.75W
Total Power	3.65KW	4.05KW
Environ. Temp.	-10℃ ~ 45℃	-10℃ ~ 45℃
Heater Temp. Rise	20-30Min	20-30Min
Pressure Range	0.3~7.6Mpa	0.3~7.6Mpa
Hydraulic Surface	1298mm ²	954mm ²
Standard	TGS D2002 (China) DVS2207-1(German) ISO11414 (International)	



www.jlsjpipe.com



PACKING INFORMATION



Item	AFM-250	AFM-315
Standard Insert	Φ 200、 Φ 160、 Φ 110	Φ 250、 Φ 200、 Φ 160、 Φ 110
Optional Insert	Φ 180、 Φ 140、 Φ 125、 Φ 90	Φ 280、 Φ 225、 Φ 180、 Φ 125
Components	Base machine, hydraulic unit, facers, heater, storage shelf, insert	Base machine, hydraulic unit, facers, heater, storage shelf, insert
Packing Size	1310*600*600	1310*850*650
	640*460*520	640*460*520
	700*470*540	1420*1350*850
Total G.W	215KG	231KG